

ACTION

Revision Material

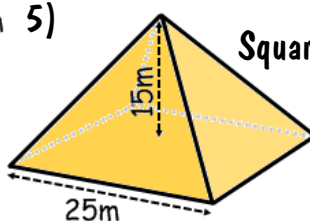
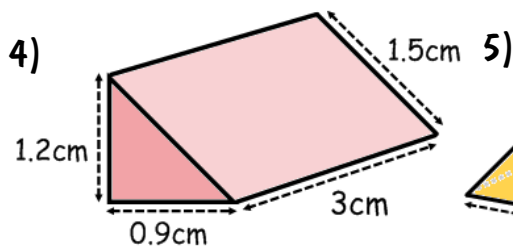
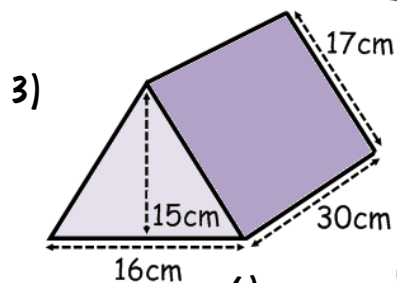


<http://corbettmaths.com/contents/>
Video 355, 356, 358 & 360

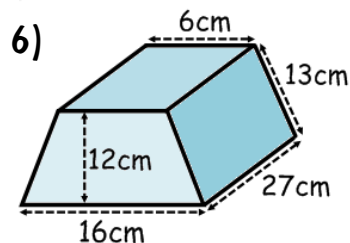
RESPONSE

Calculate the volume of these 3D shapes

- 1) A cube with side length of 7cm
- 2) A cuboid with dimensions 3m, 1.5m & 50cm



Square-based pyramid



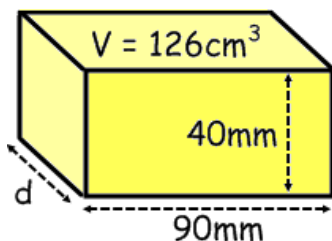
Fluency



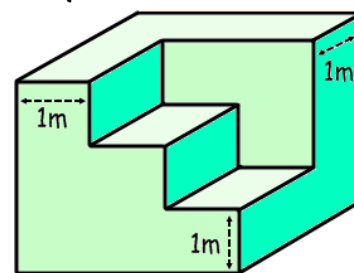
Reasoning



- 1) Find the missing length of this cuboid.



- 2) This cube has had steps carved out that are equal in width and height. Calculate the volume.



Problem Solving

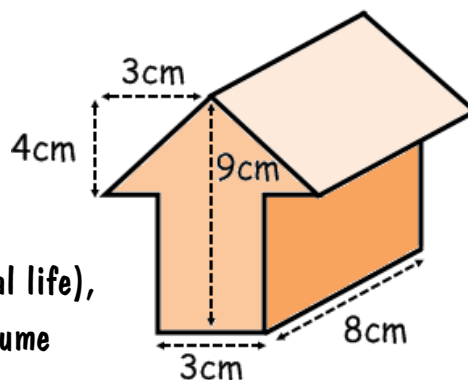


Amy is designing a sculpture.

She uses a cube of clay to mould a scale model.

What length cube did she use?

What would be the ratio of side lengths (model to real life), if this model is scaled up to create a sculpture of volume $5,832\text{cm}^3$?



ACTION

Revision Material

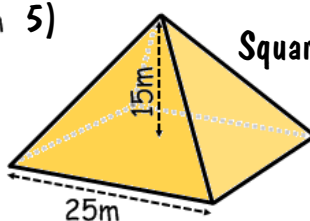
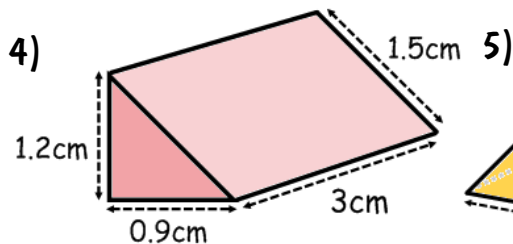
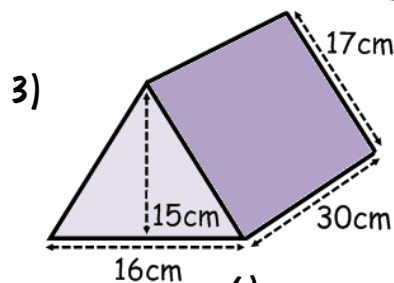


<http://corbettmaths.com/contents/>
Video 355, 356, 358 & 360

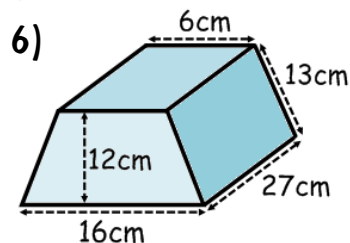
RESPONSE

Calculate the volume of these 3D shapes

- 1) A cube with side length of 7cm
- 2) A cuboid with dimensions 3m, 1.5m & 50cm



Square-based pyramid



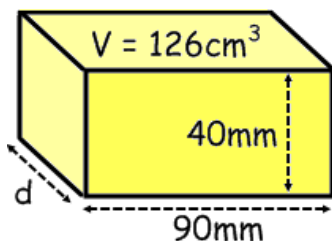
Fluency



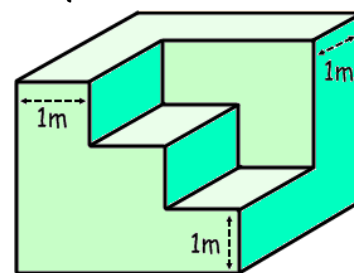
Reasoning



- 1) Find the missing length of this cuboid.



- 2) This cube has had steps carved out that are equal in width and height. Calculate the volume.



Problem Solving



Amy is designing a sculpture.

She uses a cube of clay to mould a scale model.

What length cube did she use?

What would be the ratio of side lengths (model to real life), if this model is scaled up to create a sculpture of volume $5,832\text{cm}^3$?

