Category	Frequency
Omelette	10
Jacket Potato	1
Chicken	1
Mixed Veg	1
Fish	1

The Purple section of this pie chart is 30% of the total frequency.

Category	Frequency
Omelette	8
Jacket Potato	2
Chicken	2
Mixed Veg	2
Fish	2

There are 4 equal sections of 45° in this pie chart.

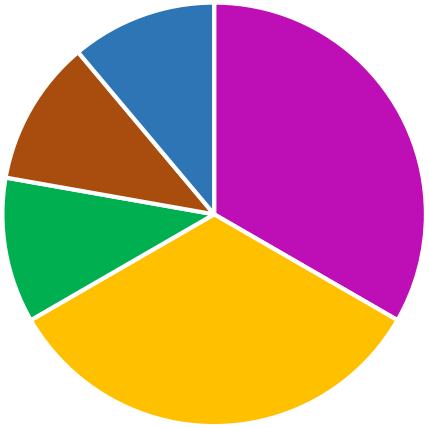

Category	Frequency
Omelette	1
Jacket Potato	1
Chicken	8
Mixed Veg	1
Fish	1

The sections of this pie chart are all 72°

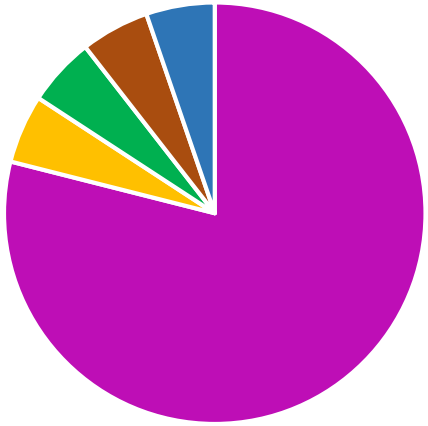

Category	Frequency
Omelette	3
Jacket Potato	3
Chicken	1
Mixed Veg	1
Fish	1

The Purple section of this pie chart is one of the smallest frequencies.

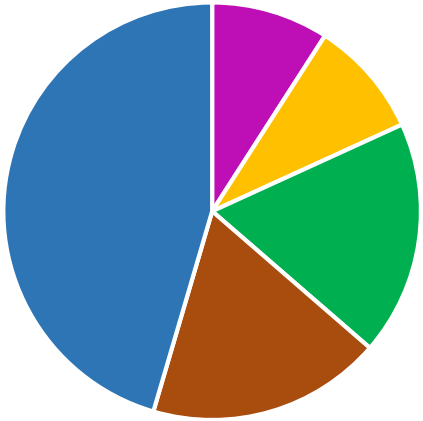

Category	Frequency
Omelette	2
Jacket Potato	2
Chicken	2
Mixed Veg	2
Fish	2

The Purple section of this pie chart is double the total frequency of the other sections.

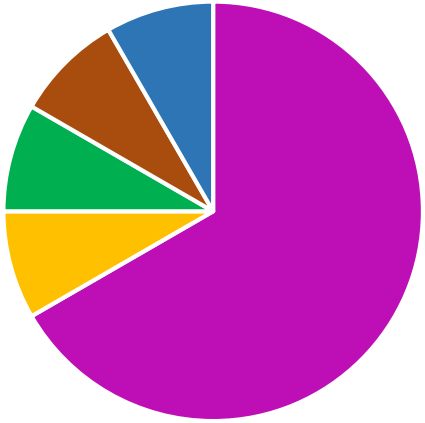

Category	Frequency
Omelette	1
Jacket Potato	1
Chicken	2
Mixed Veg	2
Fish	5

The Purple section of this pie chart covers over 75% of the frequency.

Category	Frequency
Omelette	3
Jacket Potato	1
Chicken	1
Mixed Veg	2
Fish	3

The largest section of this pie chart is 108°

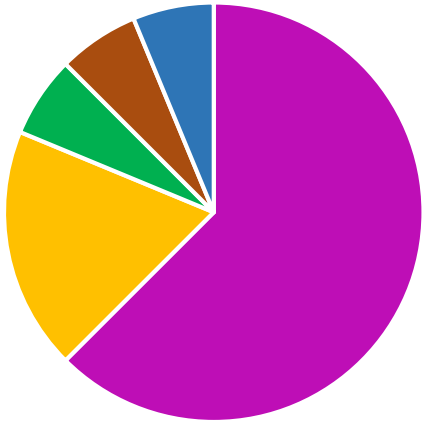

Category	Frequency
Omelette	2
Jacket Potato	2
Chicken	1
Mixed Veg	1
Fish	4

The largest section of this pie chart is 144°

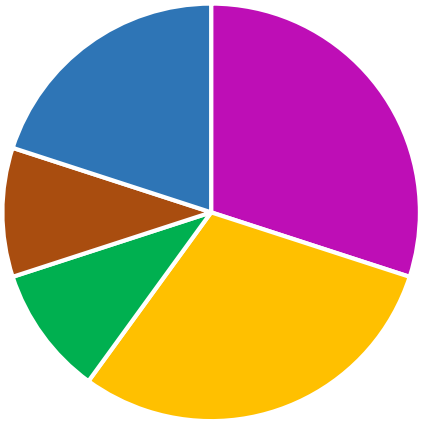

Category	Frequency
Omelette	10
Jacket Potato	1
Chicken	3
Mixed Veg	1
Fish	1

The smallest section of this pie chart is 22.5°